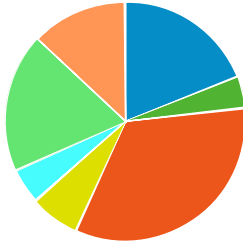


Wheeler County, Oregon

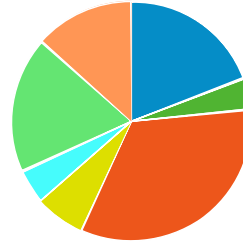
Consumer Expenditures Report (Wheeler County, Oregon)

Apparel (2017)



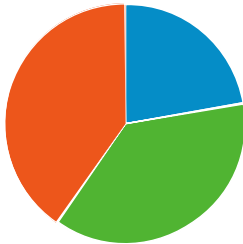
	\$ PER HOUSEHOLD	TOTAL \$000'S
Total	\$1,484	\$943
Men's Apparel	\$282	\$179
Boys' Apparel	\$63	\$40
Women's Apparel	\$496	\$315
Girls' Apparel	\$100	\$64
Infants Apparel	\$70	\$45
Footwear	\$277	\$177
Apparel Services and Accessories	\$193	\$123

Apparel (2022)



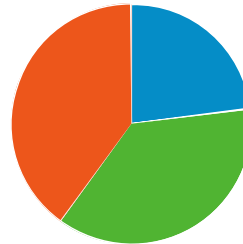
	\$ PER HOUSEHOLD	TOTAL \$000'S
Total	\$1,680	\$1,074
Men's Apparel	\$323	\$207
Boys' Apparel	\$70	\$45
Women's Apparel	\$561	\$359
Girls' Apparel	\$112	\$72
Infants Apparel	\$78	\$50
Footwear	\$308	\$197
Apparel Services and Accessories	\$225	\$144

Entertainment (2017)



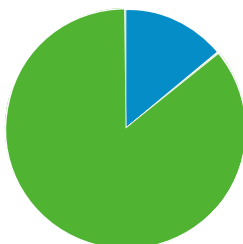
	\$ PER HOUSEHOLD	TOTAL \$000'S
Total	\$2,376	\$1,509
Fees And Admissions	\$531	\$337
Video And Audio Equipment	\$888	\$564
Recreational Equipment And Supplies	\$956	\$607

Entertainment (2022)



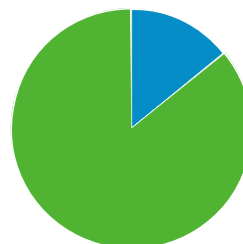
	\$ PER HOUSEHOLD	TOTAL \$000'S
Total	\$2,728	\$1,744
Fees And Admissions	\$629	\$402
Video And Audio Equipment	\$1,008	\$644
Recreational Equipment And Supplies	\$1,091	\$697

Education (2017)



	\$ PER HOUSEHOLD	TOTAL \$000'S
Total	\$1,008	\$644
Fees And Admissions	\$629	\$402
Video And Audio Equipment	\$1,008	\$644

Education (2022)

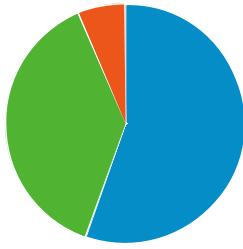


	\$ PER HOUSEHOLD	TOTAL \$000'S
Total	\$1,008	\$644
Fees And Admissions	\$629	\$402
Video And Audio Equipment	\$1,008	\$644

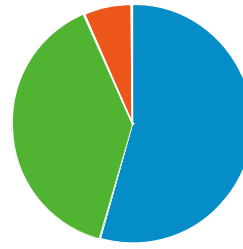
HOUSEHOLD		
Total	\$1,348	\$856
Books And Supplies	\$190	\$121
Tuition	\$1,157	\$735

HOUSEHOLD		
Total	\$1,602	\$1,024
Books And Supplies	\$226	\$145
Tuition	\$1,376	\$880

Food and Beverages (2017)



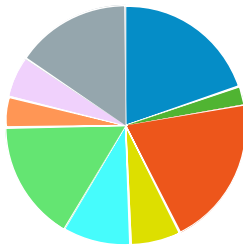
Food and Beverages (2022)



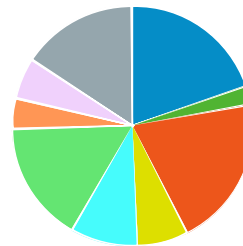
	\$ PER HOUSEHOLD	TOTAL \$000'S
Total	\$6,509	\$4,134
Food At Home	\$3,604	\$2,289
Food Away From Home	\$2,487	\$1,580
Alcoholic Beverages	\$418	\$266

	\$ PER HOUSEHOLD	TOTAL \$000'S
Total	\$7,330	\$4,684
Food At Home	\$3,985	\$2,547
Food Away From Home	\$2,861	\$1,829
Alcoholic Beverages	\$483	\$309

Gifts (2017)



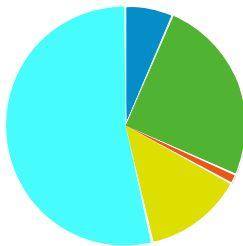
Gifts (2022)



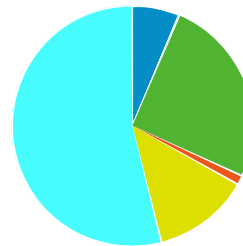
	\$ PER HOUSEHOLD	TOTAL \$000'S
Total	\$990	\$629
Gifts Of Apparel	\$195	\$124
Gifts Of Apparel Accessories	\$24	\$16
Gifts Of Education	\$201	\$128
Gifts Of Recreation	\$67	\$43
Gifts Of Food And Beverages	\$90	\$58
Gifts Of Household Furnishings And Equipment	\$160	\$102
Gifts Of Household	\$41	\$27
Gifts Of Transportation	\$54	\$35
Gifts Elsewhere Unspecified	\$154	\$98

	\$ PER HOUSEHOLD	TOTAL \$000'S
Total	\$1,167	\$746
Gifts Of Apparel	\$229	\$147
Gifts Of Apparel Accessories	\$29	\$19
Gifts Of Education	\$236	\$151
Gifts Of Recreation	\$79	\$51
Gifts Of Food And Beverages	\$106	\$68
Gifts Of Household Furnishings And Equipment	\$188	\$121
Gifts Of Household	\$48	\$31
Gifts Of Transportation	\$65	\$42
Gifts Elsewhere Unspecified	\$183	\$117

Household Furnishings (2017)



Household Furnishings (2022)



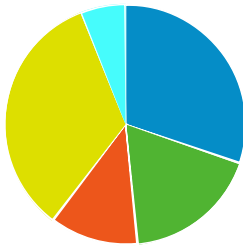
	\$ PER HOUSEHOLD	TOTAL \$000'S
Total	\$1,411	\$896
Household Textiles	\$90	\$58

	\$ PER HOUSEHOLD	TOTAL \$000'S
Total	\$1,653	\$1,056
Household Textiles	\$105	\$67

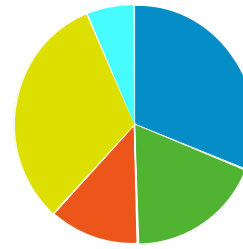
Furniture	\$357	\$227
Floor Coverings	\$18	\$12
Major Appliances	\$189	\$120
Housewares And Small Appliances	\$755	\$480

Furniture	\$419	\$268
Floor Coverings	\$21	\$14
Major Appliances	\$216	\$139
Housewares And Small Appliances	\$889	\$568

Shelter (2017)



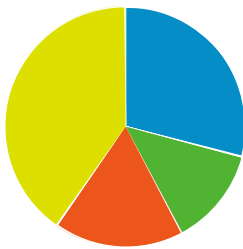
Shelter (2022)



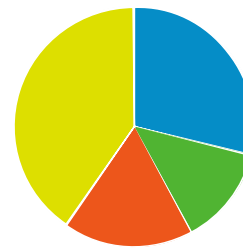
	\$ PER HOUSEHOLD	TOTAL \$000'S
Total	\$8,994	\$5,712
Mortgage Interest	\$2,725	\$1,731
Property Taxes	\$1,631	\$1,036
Miscellaneous Owned Dwelling Costs	\$1,073	\$682
Rental Costs	\$3,017	\$1,916
Other Lodging	\$546	\$347

	\$ PER HOUSEHOLD	TOTAL \$000'S
Total	\$10,273	\$6,565
Mortgage Interest	\$3,201	\$2,046
Property Taxes	\$1,896	\$1,212
Miscellaneous Owned Dwelling Costs	\$1,244	\$796
Rental Costs	\$3,275	\$2,093
Other Lodging	\$655	\$419

Household Operations (2017)



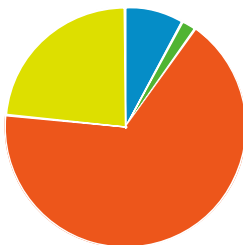
Household Operations (2022)



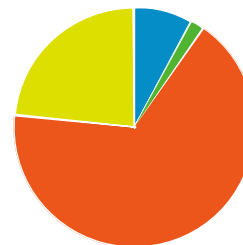
	\$ PER HOUSEHOLD	TOTAL \$000'S
Total	\$1,119	\$711
Babysitting And Elderly Care	\$325	\$206
Household Services	\$148	\$95
Alimony And Child Support	\$195	\$124
Household Supplies	\$450	\$286

	\$ PER HOUSEHOLD	TOTAL \$000'S
Total	\$1,303	\$833
Babysitting And Elderly Care	\$375	\$240
Household Services	\$173	\$111
Alimony And Child Support	\$228	\$146
Household Supplies	\$525	\$336

Personal Care (2017)



Personal Care (2022)



	\$ PER HOUSEHOLD	TOTAL \$000'S
Total	\$561	\$357
Hair Care	\$44	\$28
Electric Personal Care Appliances	\$11	\$7
Personal Care Services	\$374	\$238
Personal Care Products	\$131	\$83

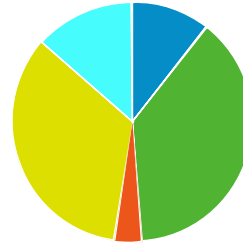
	\$ PER HOUSEHOLD	TOTAL \$000'S
Total	\$638	\$408
Hair Care	\$50	\$32
Electric Personal Care Appliances	\$12	\$8
Personal Care Services	\$426	\$272
Personal Care Products	\$149	\$96

Utilities (2017)



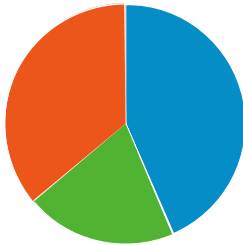
	\$ PER HOUSEHOLD	TOTAL \$000'S
Total	\$3,413	\$2,167
Natural Gas	\$360	\$229
Electricity	\$1,310	\$832
Fuel Oil And Other Fuels	\$125	\$80
Telephone Service	\$1,155	\$734
Other Utilities	\$460	\$292

Utilities (2022)



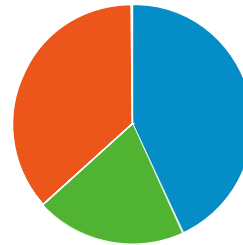
	\$ PER HOUSEHOLD	TOTAL \$000'S
Total	\$3,821	\$2,442
Natural Gas	\$404	\$259
Electricity	\$1,459	\$932
Fuel Oil And Other Fuels	\$140	\$90
Telephone Service	\$1,299	\$830
Other Utilities	\$517	\$331

Reading (2017)



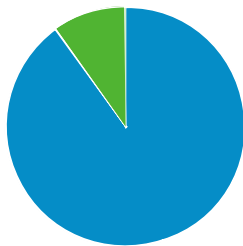
	\$ PER HOUSEHOLD	TOTAL \$000'S
Total	\$95	\$61
Newspapers	\$41	\$26
Magazines	\$19	\$12
Books	\$34	\$22

Reading (2022)



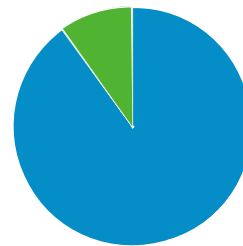
	\$ PER HOUSEHOLD	TOTAL \$000'S
Total	\$110	\$70
Newspapers	\$47	\$30
Magazines	\$22	\$14
Books	\$40	\$26

Tobacco (2017)



	\$ PER HOUSEHOLD	TOTAL \$000'S
Total	\$305	\$194
Cigarettes	\$274	\$175
Other Tobacco Products	\$30	\$19

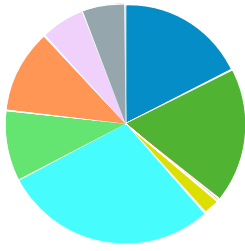
Tobacco (2022)



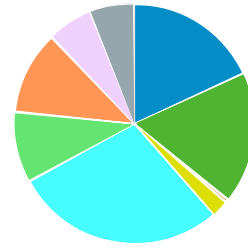
	\$ PER HOUSEHOLD	TOTAL \$000'S
Total	\$333	\$213
Cigarettes	\$300	\$192
Other Tobacco Products	\$33	\$21

Transportation (2017)

Transportation (2022)

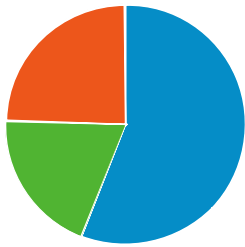


	\$ PER HOUSEHOLD	TOTAL \$000'S
Total	\$8,297	\$5,269
New Vehicle Purchase	\$1,456	\$925
Used Vehicle Purchase	\$1,508	\$958
Motorcycles (New And Used)	\$34	\$22
Vehicle Finance Charges	\$187	\$119
Gasoline And Oil	\$2,393	\$1,520
Vehicle Repair And Maintenance	\$790	\$502
Vehicle Insurance	\$940	\$597
Public Transportation	\$497	\$316
Other Transportation Costs	\$488	\$310



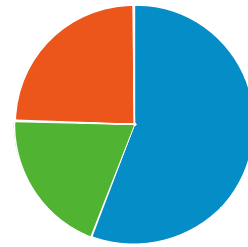
	\$ PER HOUSEHOLD	TOTAL \$000'S
Total	\$9,445	\$6,036
New Vehicle Purchase	\$1,715	\$1,096
Used Vehicle Purchase	\$1,671	\$1,068
Motorcycles (New And Used)	\$41	\$26
Vehicle Finance Charges	\$215	\$138
Gasoline And Oil	\$2,693	\$1,721
Vehicle Repair And Maintenance	\$899	\$575
Vehicle Insurance	\$1,067	\$682
Public Transportation	\$580	\$371
Other Transportation Costs	\$562	\$359

Health Care (2017)



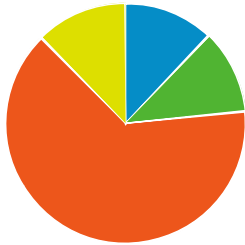
	\$ PER HOUSEHOLD	TOTAL \$000'S
Total	\$3,741	\$2,376
Health Care Insurance	\$2,093	\$1,329
Health Care Services	\$732	\$465
Health Care Supplies And Equipment	\$915	\$581

Health Care (2022)



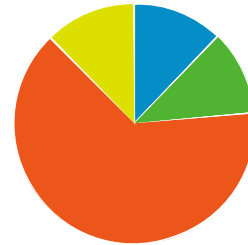
	\$ PER HOUSEHOLD	TOTAL \$000'S
Total	\$4,214	\$2,693
Health Care Insurance	\$2,357	\$1,506
Health Care Services	\$823	\$526
Health Care Supplies And Equipment	\$1,034	\$661

Miscellaneous Expenses (2017)



	\$ PER HOUSEHOLD	TOTAL \$000'S
Total	\$650	\$413
Legal And Accounting	\$79	\$50
Funeral And Cemetery	\$73	\$47
Finance Charges Excluding Mortgage And Vehicle	\$416	\$265
Other Miscellaneous Expenses	\$80	\$51

Miscellaneous Expenses (2022)



	\$ PER HOUSEHOLD	TOTAL \$000'S
Total	\$748	\$478
Legal And Accounting	\$91	\$58
Funeral And Cemetery	\$85	\$55
Finance Charges Excluding Mortgage And Vehicle	\$478	\$306
Other Miscellaneous Expenses	\$92	\$59

Personal Insurance (2017)

	\$ PER HOUSEHOLD	TOTAL \$000'S
--	------------------	---------------

Personal Insurance (2022)

	\$ PER HOUSEHOLD	TOTAL \$000'S
--	------------------	---------------

\$294

\$343

Contributions (2017)

Contributions (2022)

\$ PER
HOUSEHOLD

TOTAL \$000'S

\$ PER
HOUSEHOLD

TOTAL \$000'S

\$1,740

\$2,043

Retail Potential (2017)

\$ PER
HOUSEHOLD

TOTAL \$000'S

New Car Dealers	\$3,043	\$1,933
User Car Dealers	\$182	\$116
Recreational Vehicle Dealers	\$9	\$6
Motorcycle and Boat Dealers	\$129	\$82
Auto Parts and Accessories	\$470	\$299
Tire Dealers	\$214	\$136
Furniture Stores	\$276	\$176
Floor Covering Stores	\$101	\$64
Other Home Furnishing Stores	\$93	\$59
Appliances and Electronics Stores	\$642	\$408
Computer Stores	\$1,097	\$697
Camera and Photography Stores	\$78	\$50
Hardware Stores	\$154	\$98
Paint and Wallpaper Stores	\$13	\$9
Home Centers	\$342	\$218
Other Building Materials Stores	\$414	\$263
Outdoor Power Equipment Stores	\$12	\$8
Nursery and Garden Stores	\$102	\$65
Grocery Stores	\$4,959	\$3,149
Convenience Stores	\$208	\$133
Meat Markets	\$51	\$33
Fish and Seafood Markets	\$12	\$8
Fruit and Vegetable Markets	\$24	\$15
Other Specialty Food Markets	\$37	\$24
Liquor Stores	\$113	\$72
Pharmacy and Drug Stores	\$1,047	\$665
Costmetics and Beauty Stores	\$44	\$28
Optical Goods Stores	\$113	\$72
Other Health and Personal Care Stores	\$85	\$54
Gasoline Stations with Convenience Stores	\$778	\$495
Gasoline Stations without Convenience Stores	\$129	\$82
Men's Clothing Stores	\$42	\$27
Women's Clothing Stores	\$138	\$88
Childrens' and Infant's Clothing Stores	\$75	\$48
Family Clothing Stores	\$286	\$182
Clothing Accessory Stores	\$14	\$9
Other Apparel Stores	\$34	\$22
Shoe Stores	\$97	\$62
Jewelry Stores	\$176	\$112
Luggage Stores	\$164	\$104
Sporting Goods Stores	\$129	\$82
Hobby, Toy, and Game Stores	\$38	\$24
Sewing and Needlecraft Stores	\$13	\$9
Musical Instrument Stores	\$30	\$20
Book Stores	\$285	\$181
Record,Tape,and CD Stores	\$73	\$46
Department Stores	\$2,261	\$1,436
Warehouse Superstores	\$991	\$630
Other General Merchandise Stores	\$271	\$172
Florists	\$21	\$14
Office and Stationary Stores	\$192	\$122

Gift and Souvenir Stores	\$66	\$42
Used Merchandise Stores	\$43	\$28
Pet and Pet Supply Stores	\$91	\$58
Art Dealers	\$8	\$5
Mobile Home Dealers	\$0	\$0
Other Miscellaneous Retail Stores	\$88	\$56
Mail Order and Catalog Stores	\$1,557	\$989
Vending Machines	\$73	\$46
Fuel Dealers	\$303	\$193
Other Direct Selling Establishments	\$147	\$94
Hotels and Other Travel Accomodations	\$109	\$69
RV Parks	\$2	\$1
Rooming and Boarding Houses	\$1	\$1
Full Service Restaurants	\$735	\$467
Limited Service Restaurants	\$731	\$464
Special Food Services and Catering	\$122	\$78
Drinking Places	\$65	\$42

Source: Applied Geographic Solutions, 2017

business oregon

Wheeler County, Oregon

Population: 1,341
Labor Force Size: 592
Bachelors Degree or Higher: 16.2%
Household Median Income: 38,186
Commute Travel Time: 19

[Save to folder](#)
[Full Report](#)
[Labor Force Report](#)
[Demographics Report](#)
[Consumer Expenditures Report](#)
[Wages Report](#)
[Business Report](#)
[Talent Pool Report](#)
[Housing Report](#)

Map data ©2017 Google Terms of Use Report a map error